



OLS for Trainers Kit



September 2020



OLS for Trainers Infographic



The OLS for Trainers Infographic provides a quick overview of OLS and what's in it for you as a trainer.

Available in [DE](#), [EN](#), [ES](#), [FR](#), [IT](#) and [NL](#).

OLS for Trainers Video

Watch this video to find out more about OLS for Trainers and what's on offer.

Available in [EN](#) with multilingual subtitles.



OLS for Trainers User Guide

Learn all about the OLS platform and how to use it to train your participants.

Available in [DE](#), [EN](#), [ES](#), [FR](#), [IT](#) and [NL](#).

Benefits of OLS for Trainers

Learn about OLS from the trainer's perspective and familiarise yourself with the different ways of using the platform.

Available in [EN](#) with multilingual subtitles.





Lesson Plan: Level B1

Lesson Objectives
 Functional: To give opinions on social networking
 Vocabulary: Social media
 Grammar: Connectives
 CEFR: Can do statements B1-B2
 Can give or seek personal views and opinions in discussing topics of interest.
 Can express thoughts on more abstract, cultural topics such as films, books, music etc.

Suggested Activities

- 1**
5 mins
Discussion activity
In pairs or groups, discuss:
Are you an active user of social networks?
How many social media accounts do you have?
Which social network is your favourite?
- 2**
10 mins
On OLS, learners complete the MOOC: Social Networking individually or in pairs
- 3**
10 mins
To refresh learners' memories about vocabulary related to the topic and seen in the MOOC:
Describe the vocabulary and learners guess which word you are describing. Make sure all words from the MOOC are described and ask students if they know any more vocabulary related to the topic!
- 4**
5 mins
Ask:
How often do you get a new friend request/write on someone's wall?
Check the placement of adverbs of frequency that they learnt in the MOOC.

Please note: The activity order, timing, and choice of activities can be adapted to your learners and learning situation.

Ideas for OLS Lessons

Have a look at the suggested activities and tips for using OLS within and outside the classroom. Levels vary according to language.

Available in DE ([A1 - B1 - B2](#)), EN ([A1 - B1 - B2](#)), ES ([A1 - B1 - B2](#)), FR ([A1 - B1 - B2](#)), IT ([A1 - B1 - B2](#)), and NL ([A1 - B1 - C1](#)).

Flipped Classroom

Flip your classroom with OLS! Watch this video to learn how other teachers are benefiting from this approach.

Available in [EN](#) with multilingual subtitles.



Differentiation

How can you differentiate with OLS? Take a look and see how OLS can support you to get the best out of your learners!

Available in [EN](#).

VET and OLS for Trainers

This video explains how to integrate OLS in a language course in a vocational context.

Available in [EN](#) with multilingual subtitles.



Task-Based Learning


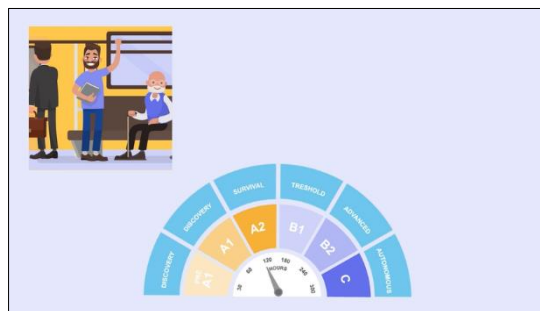
OLS is made to support your task-based classes. Simply watch this video to learn how!

Available in [EN](#) with multilingual subtitles.

CEFR

CEFR levels explained in a nutshell. Find out what you can expect your learners to be able to do at the various levels.

Available in [EN](#) with multilingual subtitles.



Beyond CEFR Levels

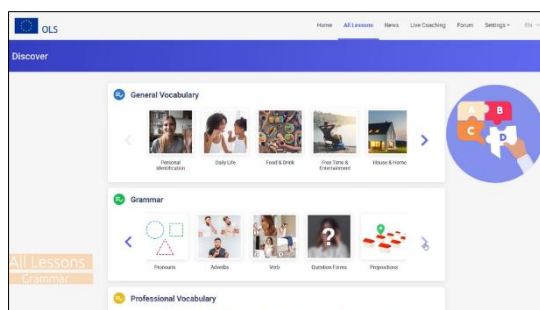
What else does the CEFR have to offer? Watch to get an overview of what the CEFR can do for you and your learners!

Available in [EN](#) with multilingual subtitles.

Finding Material

This short video helps you navigate the OLS platform and find resources to complement your teaching practice. It includes suggestions on different ways to use OLS in your class!

Available in [EN](#) with multilingual subtitles.





OLS for Trainers Promotional Poster

Learn & teach with OLS for VET!

OLS for Trainers is available for language teachers and trainers to support Erasmus+ students in a vocational context.

Available in EN (**web** and **print** versions).